



For further assistance, please contact us at  
[support7@esteemsoft.com.my](mailto:support7@esteemsoft.com.my)

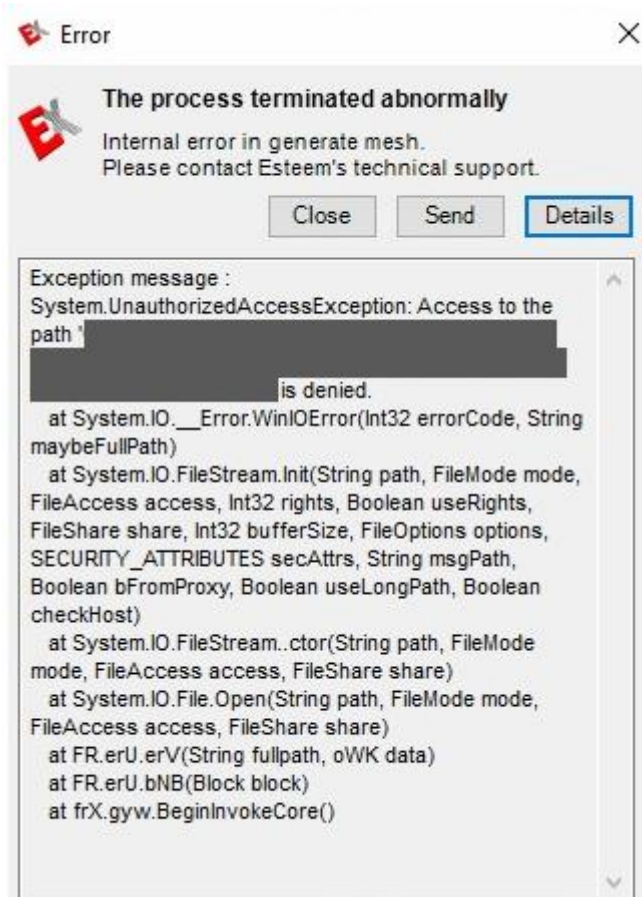
## Contents

<b>Introduction</b> .....	2
<b>1. Avast Antivirus</b> .....	3
<b>2. Kaspersky</b> .....	4



## Introduction

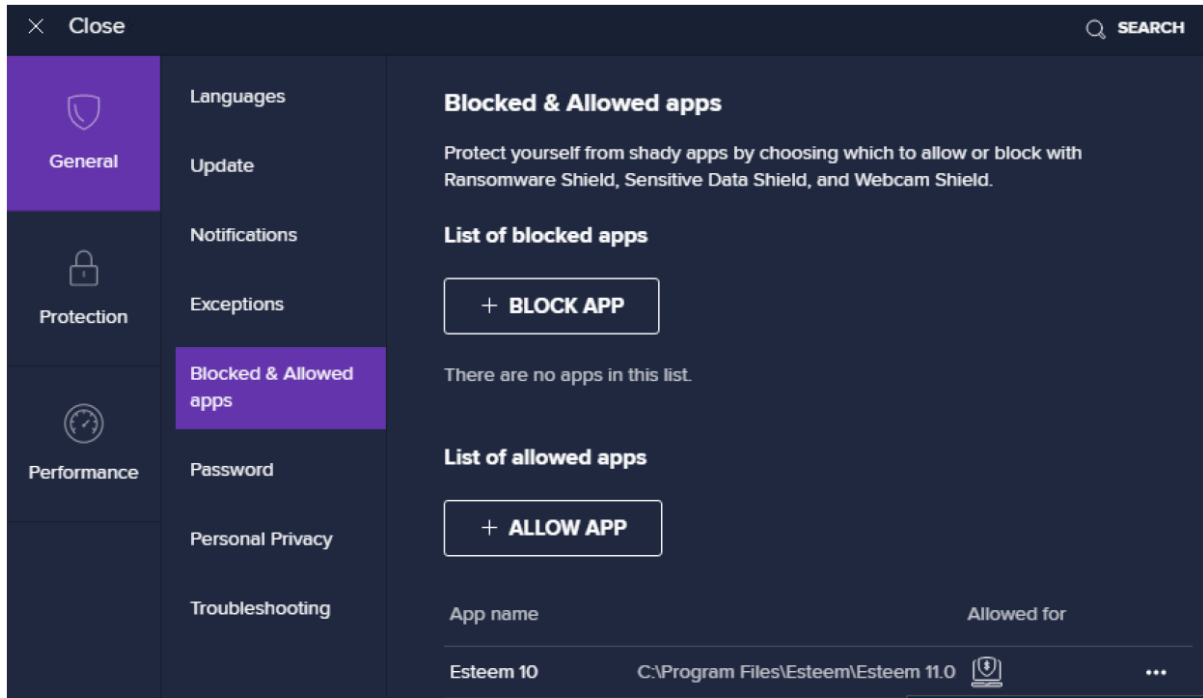
Please whitelist Esteem Application on your antivirus software if the following below occur



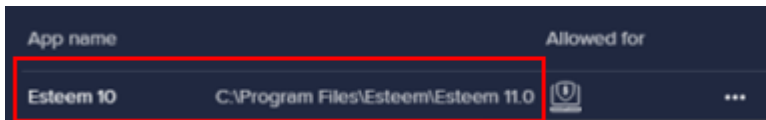
# 1. Avast Antivirus

## Add to Avast Trusted Applications list

- a) Go to Settings in Avast Security. Under General go to Blocked & Allowed apps > List of allow apps



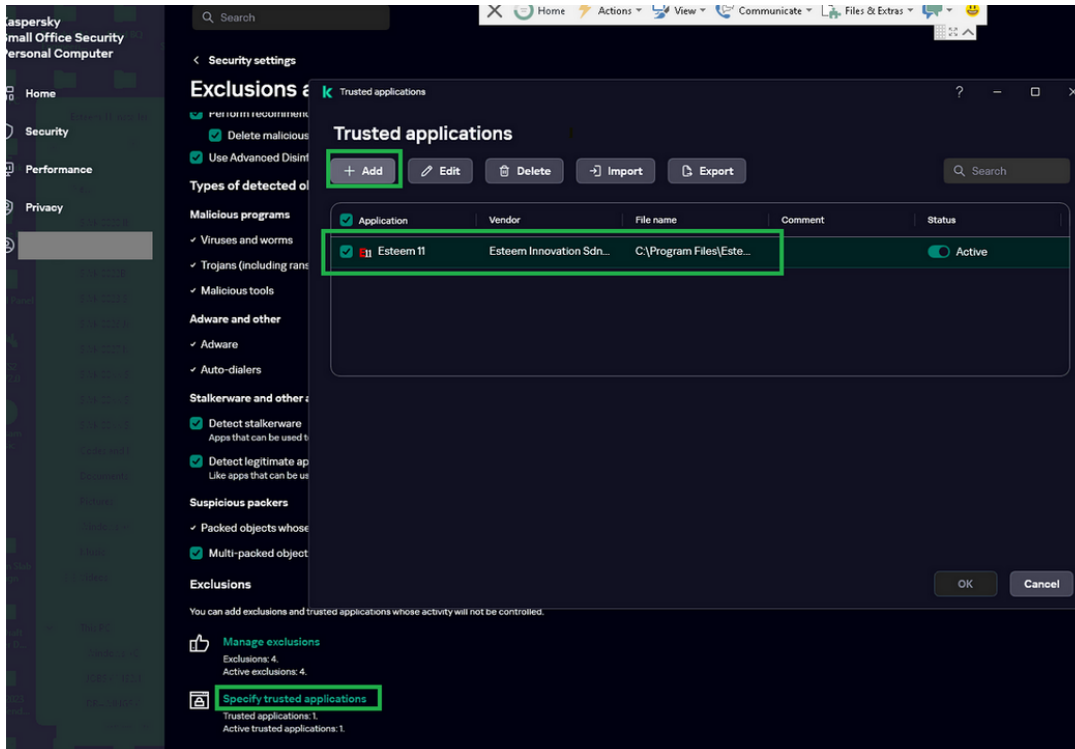
- b) Then go to the file location where the Esteem application is located at (it should be in C:\Program Files\Esteem\....) – the “...” Represents the Esteem application that must be whitelisted.



## 2. Kaspersky

### Add to Kaspersky Trusted Applications list

- a) Under Security Settings>Exclusions, select 'Specify trusted applications' then click '+ Add' to add the "Esteem.exe" file at the file location 'C:\Program Files\Esteem\Esteem <version>' where <version> is the Esteem version.



- b) Tick the following options as shown:

